Quick Reference Guide

Messages

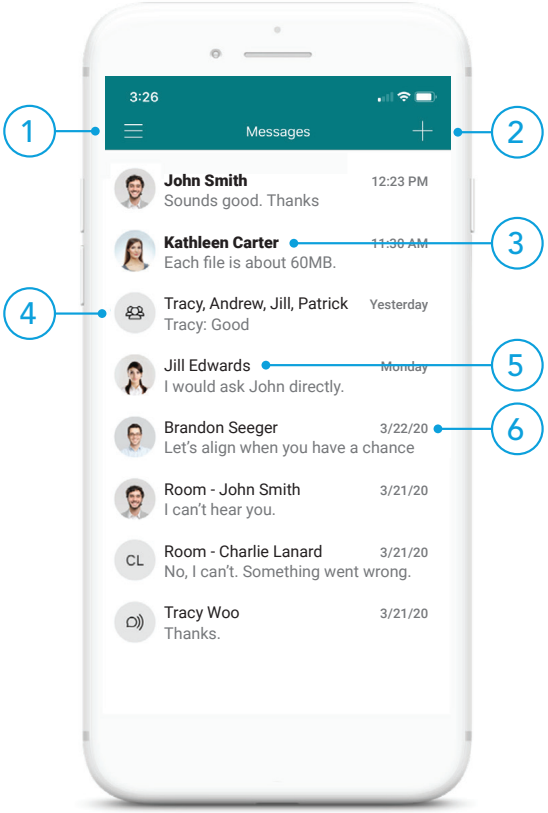

1. Open side menu
2. Create new message
3. Unread message
4. Group message
5. Read message
6. Date/time stamp

Chat Thread

1. Tap to return to the previous screen
2. More menu: call, chat, view profile…
3. Date stamp
4. Outgoing message
5. Incoming message
6. Input field

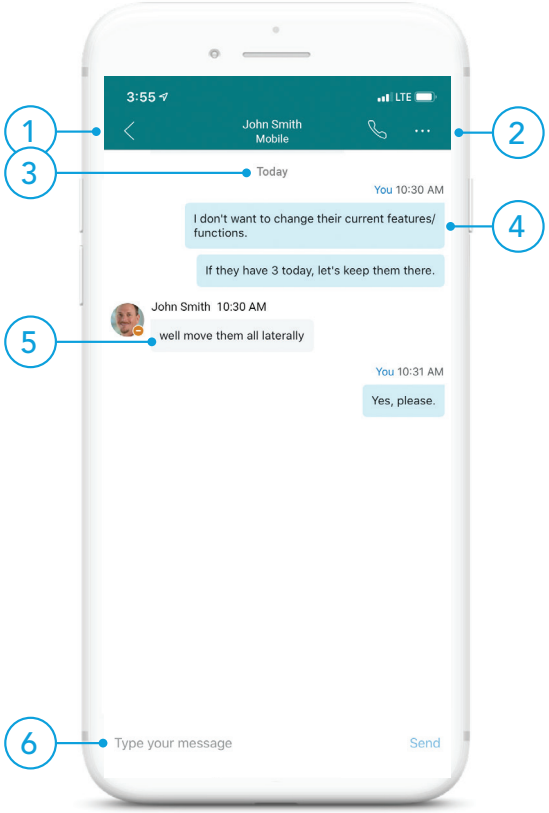

Quick Reference Guide

Call History

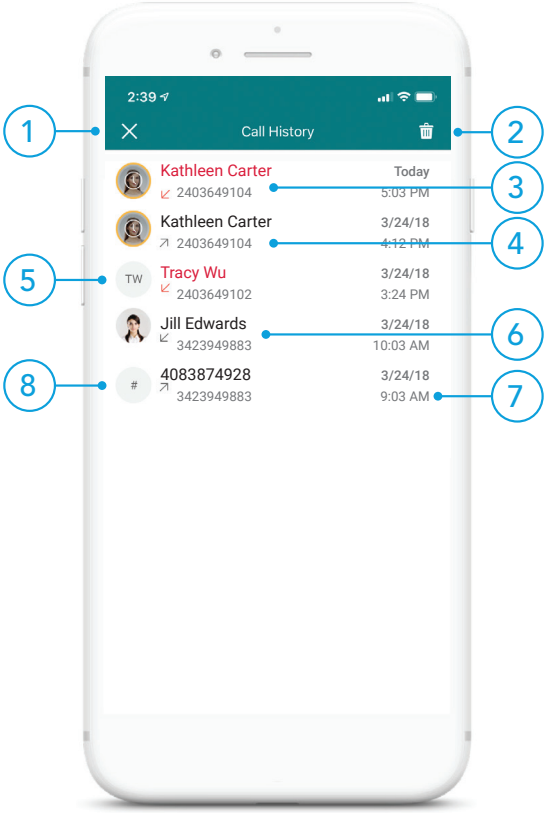

1. Tap to close Call History view
2. Delete all
3. Missed call
4. Placed call
5. Tap to jump to profile
6. Received call
7. Time/date of call
8. Call from unknown contact

Voicemail

1. Tap to close voicemail
2. More actions: call voicemail, view voicemail settings
3. New voicemail
4. Play/pause
5. Speaker, call, mark as new, delete
6. Played voicemail

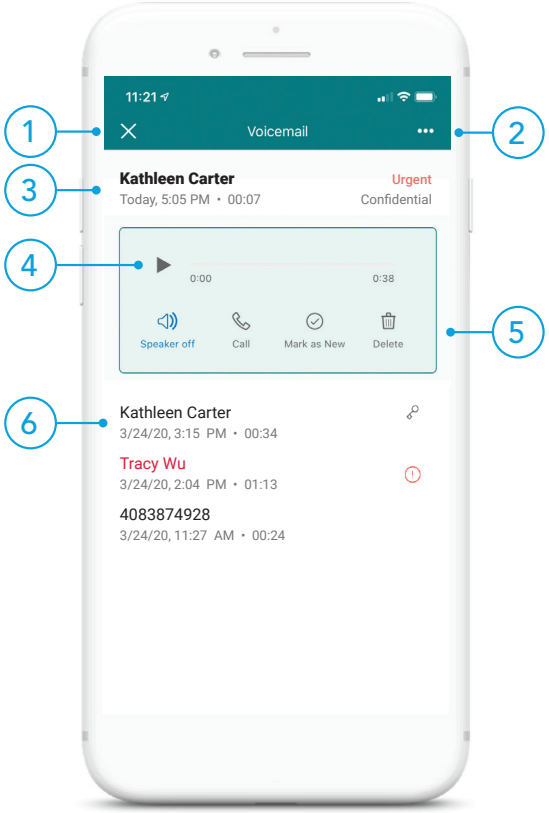

Quick Reference Guide

Application Menu

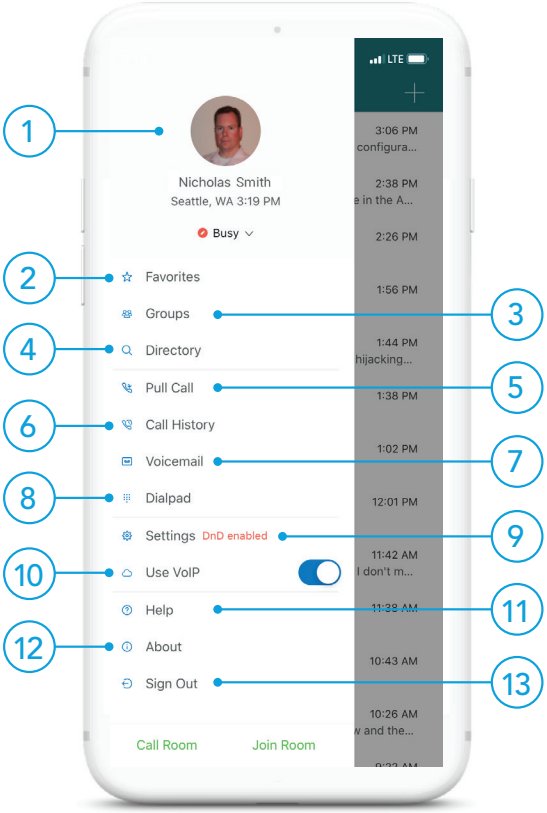

1. My profile
2. Favorite contacts
3. Group of contacts
4. Search directory
5. Pull ongoing calls from other devices
6. Call History
7. Visual Voicemail
8. Call any number from the dialpad (A long press on '1' on the numeric pad calls your voicemail)
9. Settings (Do Not Disturb is turned on)
10. Use VoIP
11. Help
12. About (find more information for the client version, license, and legal notices
13. Sign out of the app

Quick Reference Guide

In Call

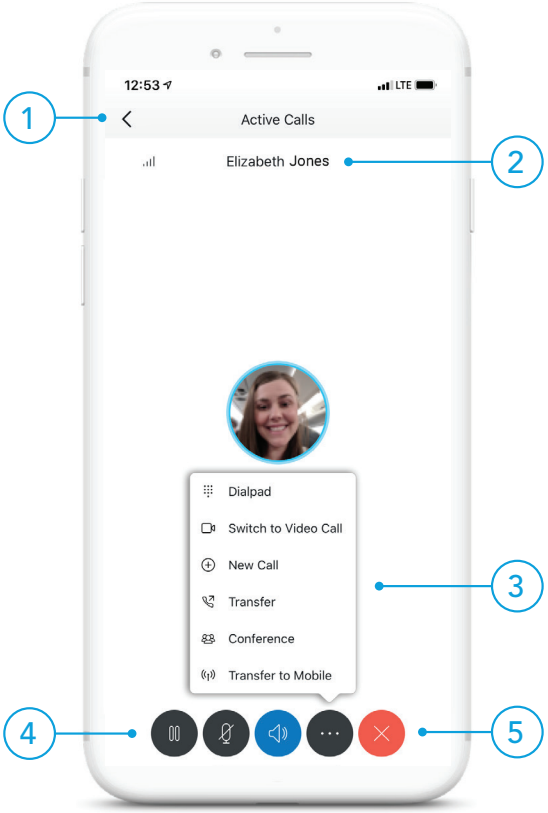

1. Tap to return to previous screen
2. Caller ID
3. Special calling functions
4. Call control actions: hold/resume… mute/unmute…speaker
5. Hang up

Contact Profile
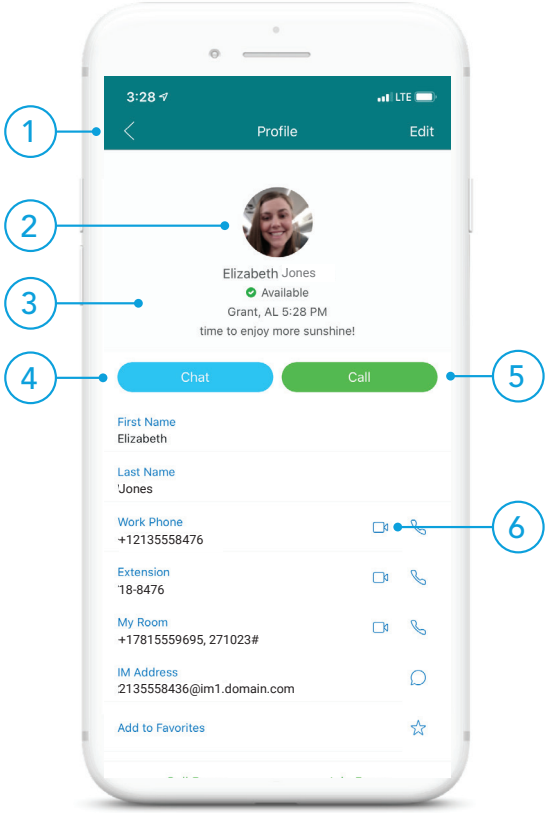
1. Tap to return to the previous screen
2. Profile picture
3. Name, presence and location
4. Initiate a chat to this person
5. Initiate a call to this person
6. Initiate a video call to this person's work phone